



Academic Department Update

December 10, 2024



Dr. Allison Deno

APR

Saturday Success Academy

Summer School

Aviation Program

HBCU Tours

High School Dates



SLPS Strategic Values



Highly Effective
Educators and
Leaders



Authentic Family
and Community
Partnership



Equitable and
Multiple Sources
of Data



Joyful and
Engaged
Students



Personalized
Supports and
Innovative Pathways



College and
Career Ready
Critical Thinkers

Values Across Our Student Goals





3rd Grade Reading

Growth and Proficiency



3rd Grade Math

Growth and Proficiency



College and Career Readiness

High School Students Prepared for Workforce and Post-Secondary Employment



Culture and Climate

Student Wellbeing

Student Success Goals



Portrait of a Graduate



College & Career Ready

Change Agent

Critical Thinker

Communicator

Competent

Culturally Aware

Collaborator



Agenda

- Annual Performance Report
- Saturday Success Academy
- Summer School
- Aviation Program Update
- HBCU Tours
- Graduation 2025





Annual Performance Report



MSIP 6 Classification Schedule

School Year	Cycle	Assessment Window	Release	Data Reported	Classification/Accreditation of LEAs
2022-23	MSIP 6	Summer 2022, Fall 2022, Spring 2023	Winter 2023	Yes	Classification will not be lowered due to APR performance
2023-24	MSIP 6	Summer 2023, Fall 2023, Spring 2024	Fall 2024	Yes	Initial classification of LEAs under MSIP 6 Classification will not be lowered due to APR performance
2024-25	MSIP 6	Summer 2024, Fall 2024, Spring 2025	Fall 2025	Yes	Reclassification based on APR performance may occur. Initial classification using MSIP 6 APR Classification Composite Score



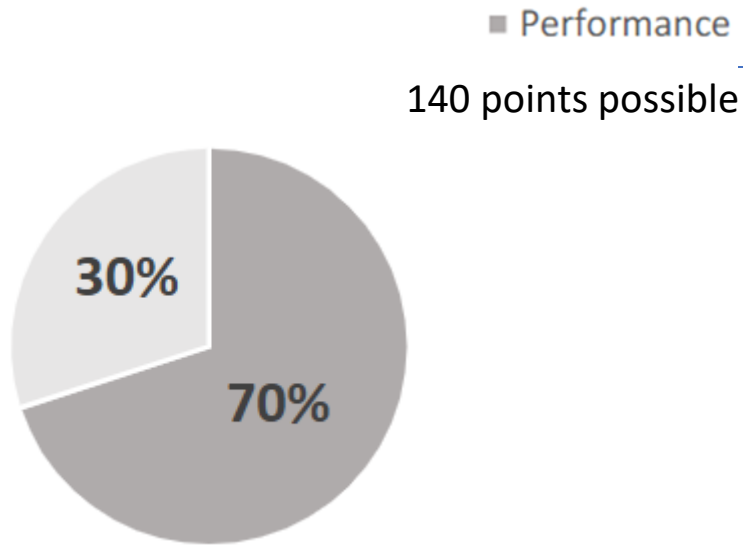
MSIP 6 – Annual Performance Report (APR) Points




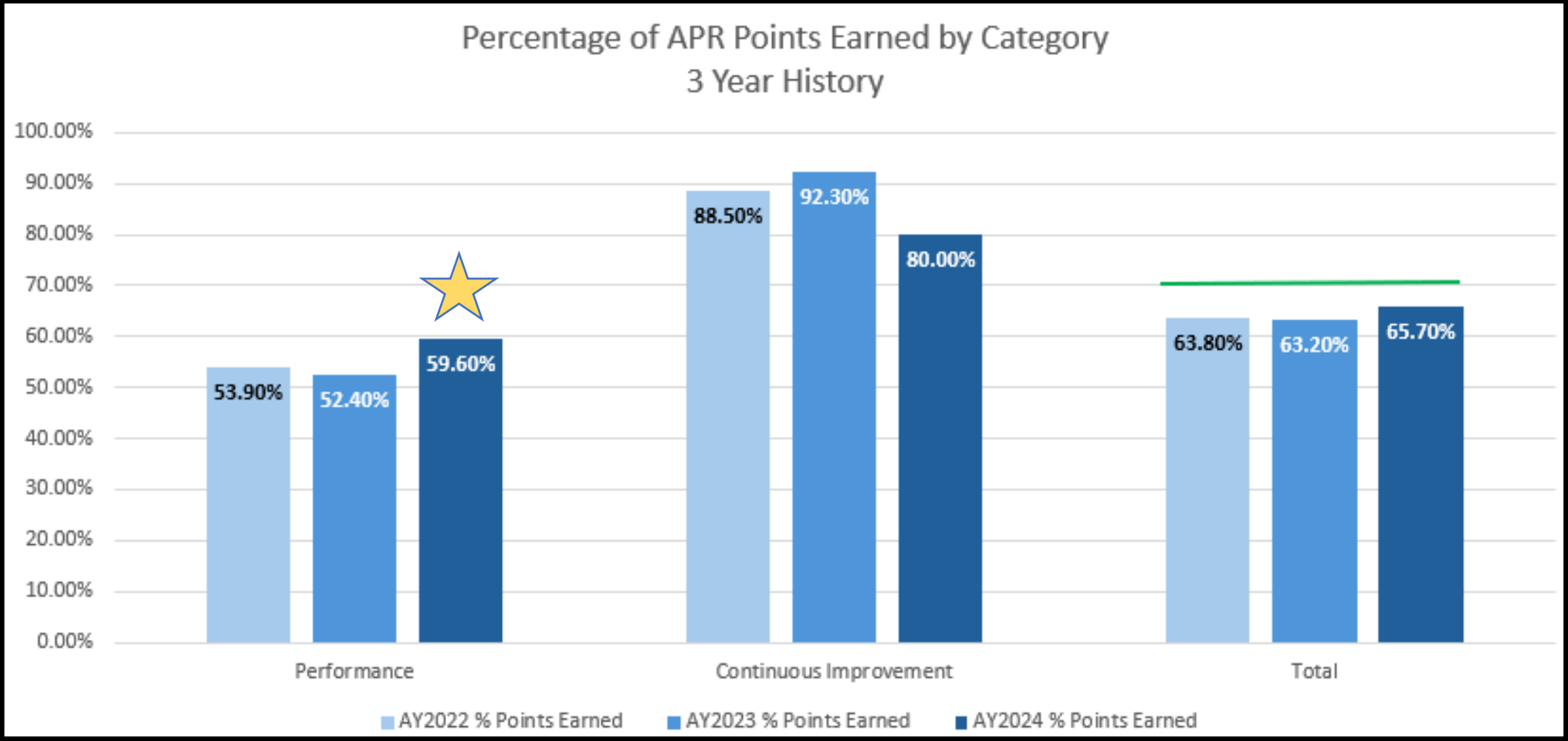
2023-24 APR Scoring Table for K-12 LEAs

Academic Achievement: Status	ELA	Math	Science	Social Studies	Subtotal
All Students Points Possible	12	12	4	4	32
Student Group Points Possible	6	6	2	2	16
Academic Achievement: Growth	ELA	Math	Science	Social Studies	
All Students Points Possible	12	12	4	4	32
Student Group Points Possible	6	6	2	2	16
Success-Ready (Performance)					
Points Possible	20				20
Graduation Rate					
Points Possible	20				20
Follow-Up					
Points Possible	4				4
Continuous Improvement: Improvement Planning					
Continuous School Improvement Plan (CSIP)	*Scoring breakdowns outlined in the associated standard sections				30
LEA Response to Standards					8
Climate and Culture Survey					4
MSIP 6 Required Documentation					
Points Possible	6				6
Success-Ready (Continuous Improvement)	School Readiness	Attendance	ICAP		
Points Possible	4	4	4	4	12

Table 4



3 Year APR Summary



Academic Achievement

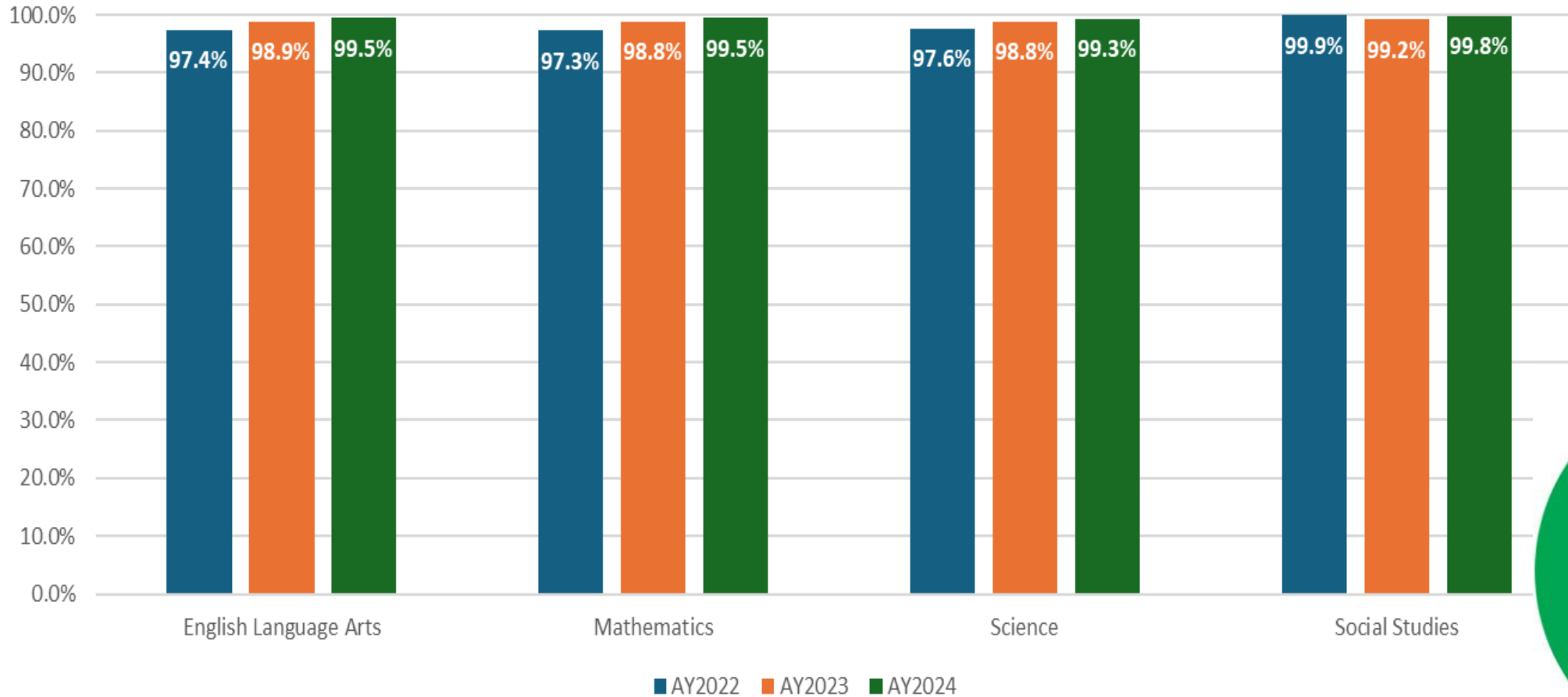


- Status and Growth
- All Students and Student Group
 - Student Group
 - Low Income
 - Students with Disabilities
 - English Learners
 - State's major racial and ethnic student groups
 - Black
 - Hispanic



Assessment Participation Rates - District

Assessment Participation Rates



95%

Academic Achievement Status – All Students



Content	Points Possible	Points Earned AY2022	Points Earned AY2023	Points Earned AY2024
English Language Arts	12	6	6	6
Mathematics	12	0	0	6 
Science	4	2	2	2
Social Studies	4	2	2	2



Academic Achievement Status – Student Group



Content	Points Possible	Points Earned AY2022	Points Earned AY2023	Points Earned AY2024
English Language Arts	6	3	3	3
Mathematics	6	3	3	3
Science	2	1	1	1
Social Studies	2	1	1	1.5 



Academic Achievement Growth – All Students




Content	Points Possible	Points Earned AY2022	Points Earned AY2023	Points Earned AY2024
English Language Arts	12	9.4	8.1	6
Mathematics	12	5.8	8.9	9 
Science	4	N/A	1.6	2 
Social Studies	4	N/A	2.3	3 



Academic Achievement Growth – Student Group

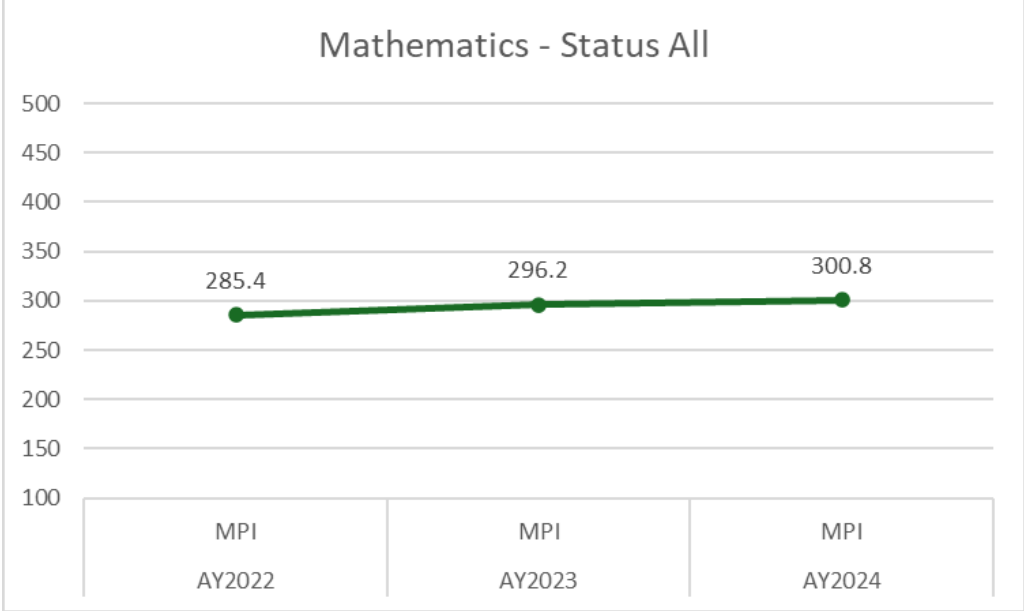
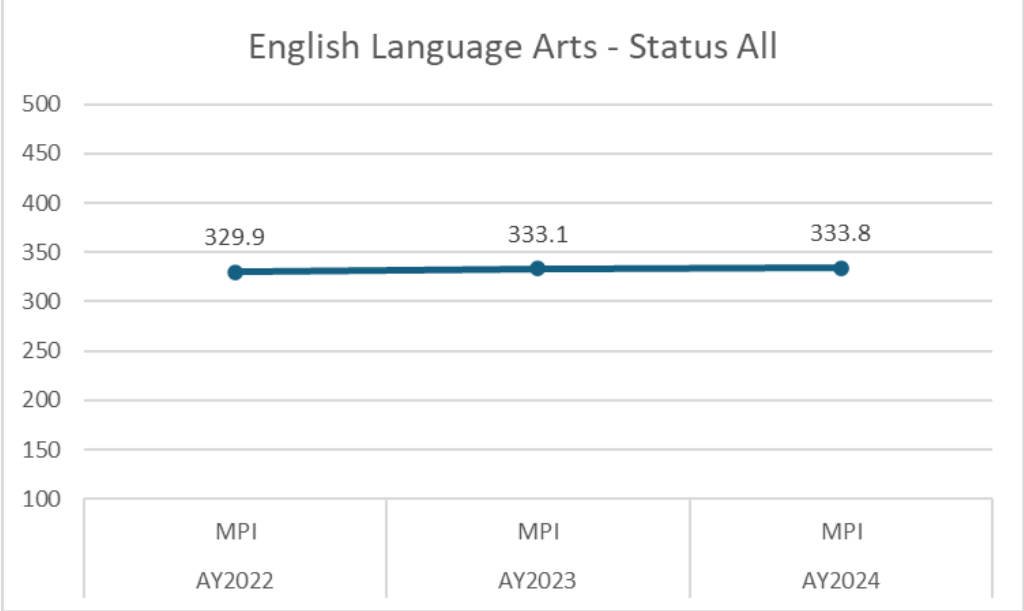


Content	Points Possible	Points Earned AY2022	Points Earned AY2023	Points Earned AY2024
English Language Arts	6	4.8	4	4.5 
Mathematics	6	4.5	4.5	6 
Science	2	N/A	0.8	1.0 
Social Studies	2	N/A	1.2	1.5 



Academic Achievement Status – All Students

MAP Performance Index - MPI



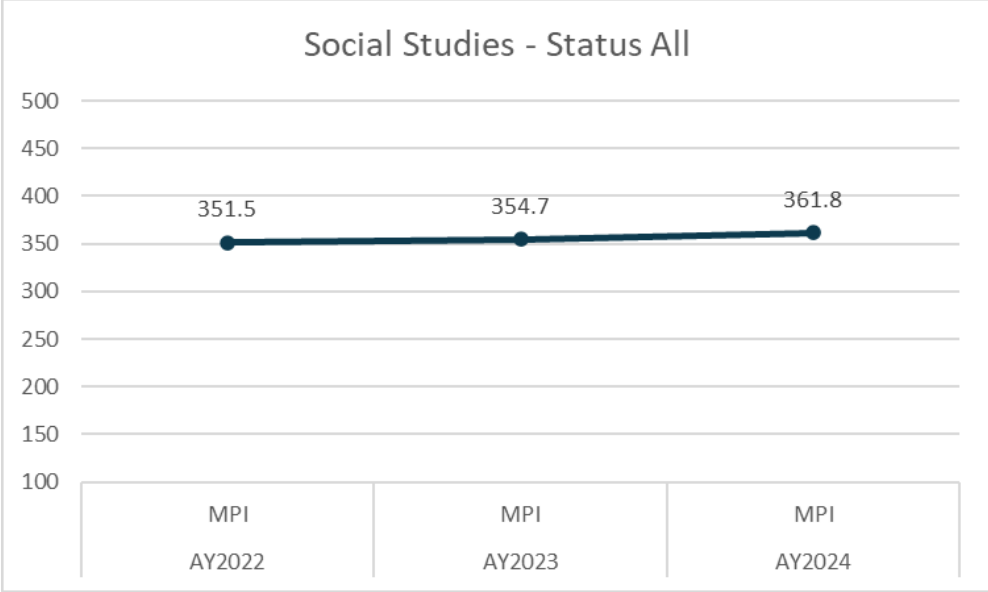
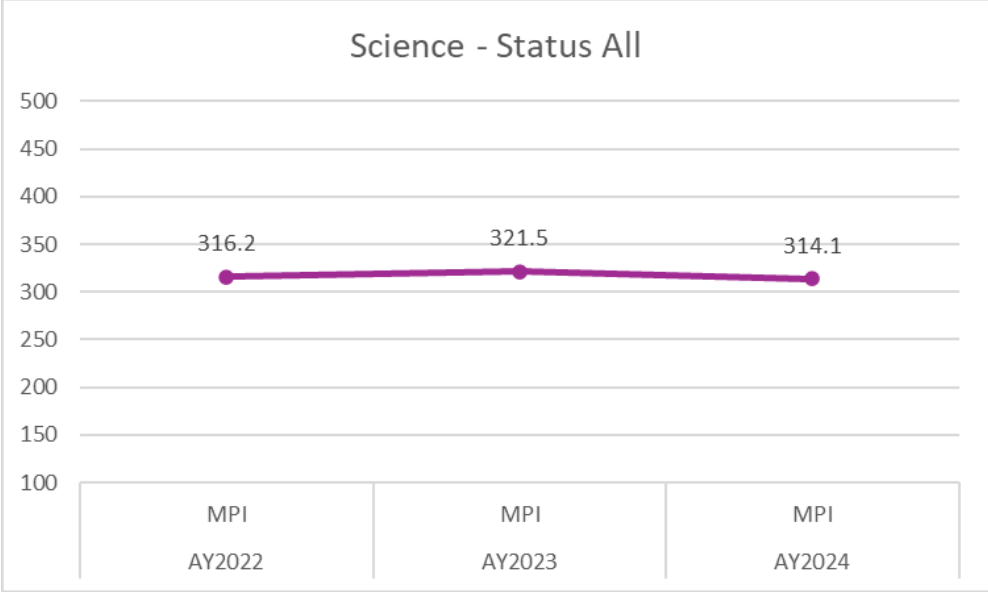
Status Targets - All Students

Content Area	Floor 0 pts	Approaching 6 pts	On-Track 9 pts	Target 12 pts
ELA	100-299.9	300-380.9	381-399.9	400-500
Mathematics	100-299.9	300-369.9	370-399.9	400-500



Academic Achievement Status – All Students

MAP Performance Index - MPI



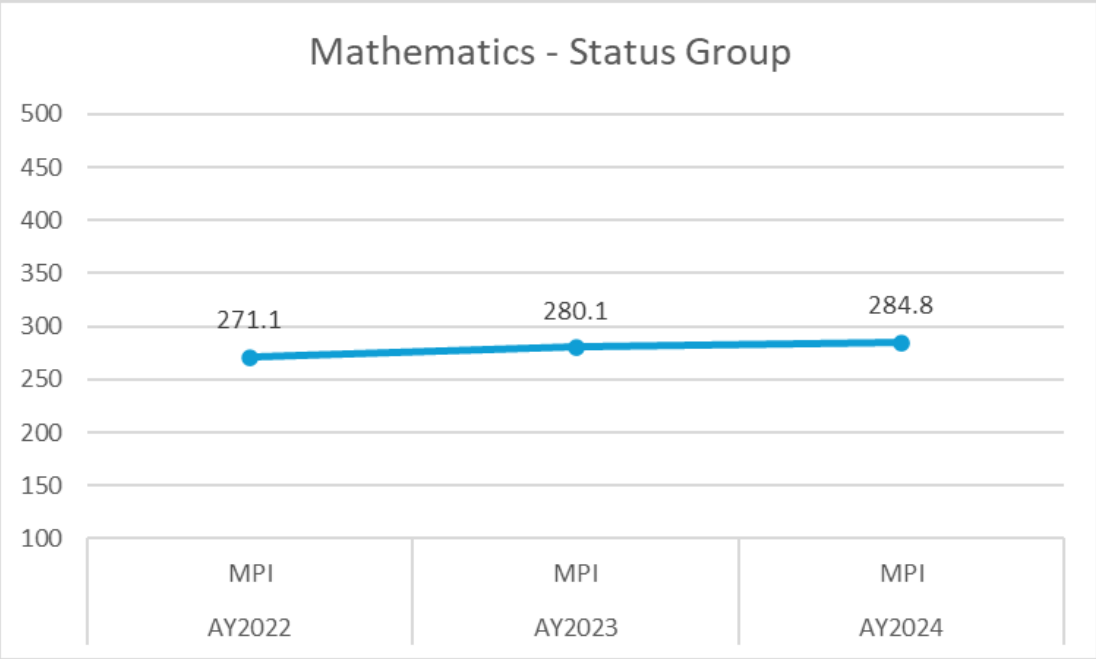
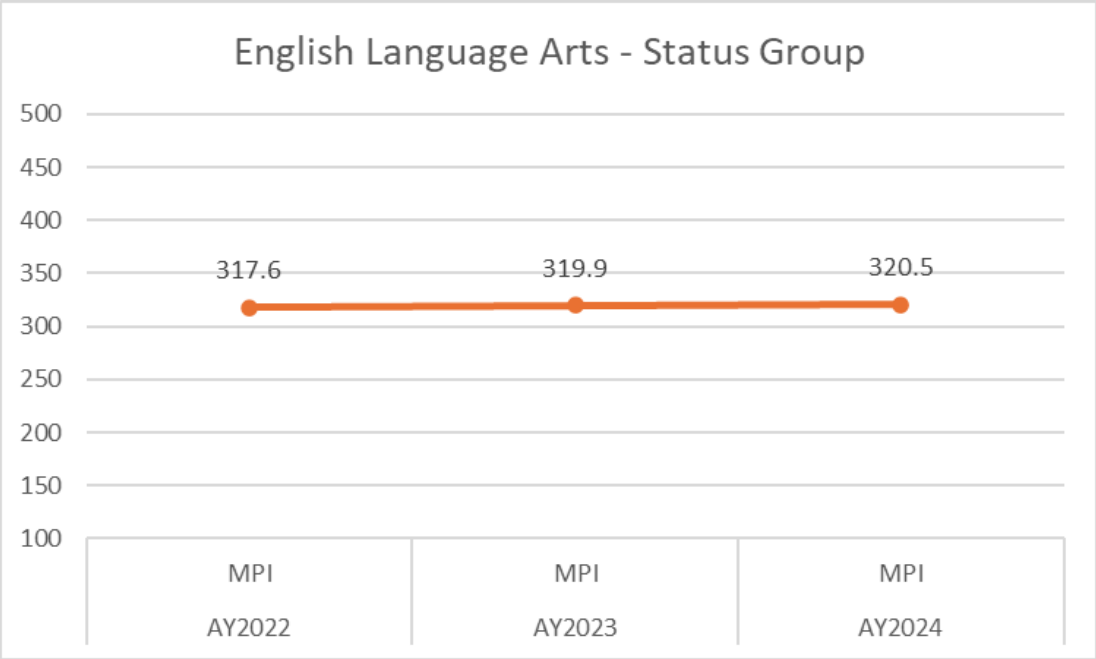
Status Targets - All Students

Content Area	Floor 0 pts	Approaching 2 pts	On-Track 3 pts	Target 4 pts
Science	100-299.9	300-371.9	372-399.9	400-500
Social Studies	100-299.9	300-367.9	368-399.9	400-500




Academic Achievement Status – Student Group

MAP Performance Index - MPI



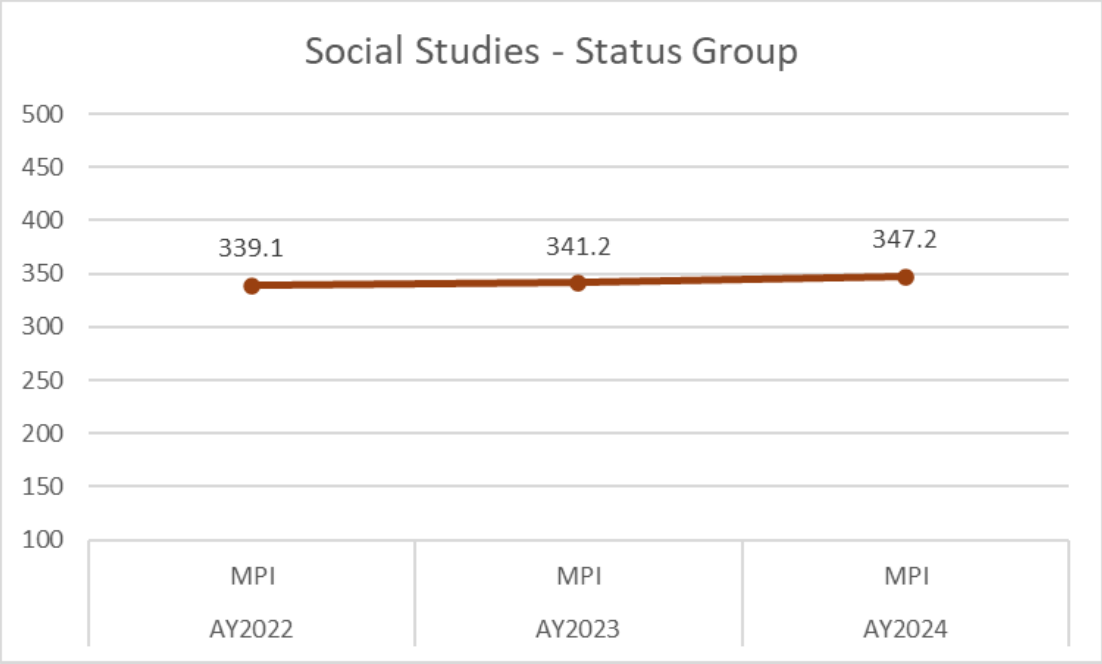
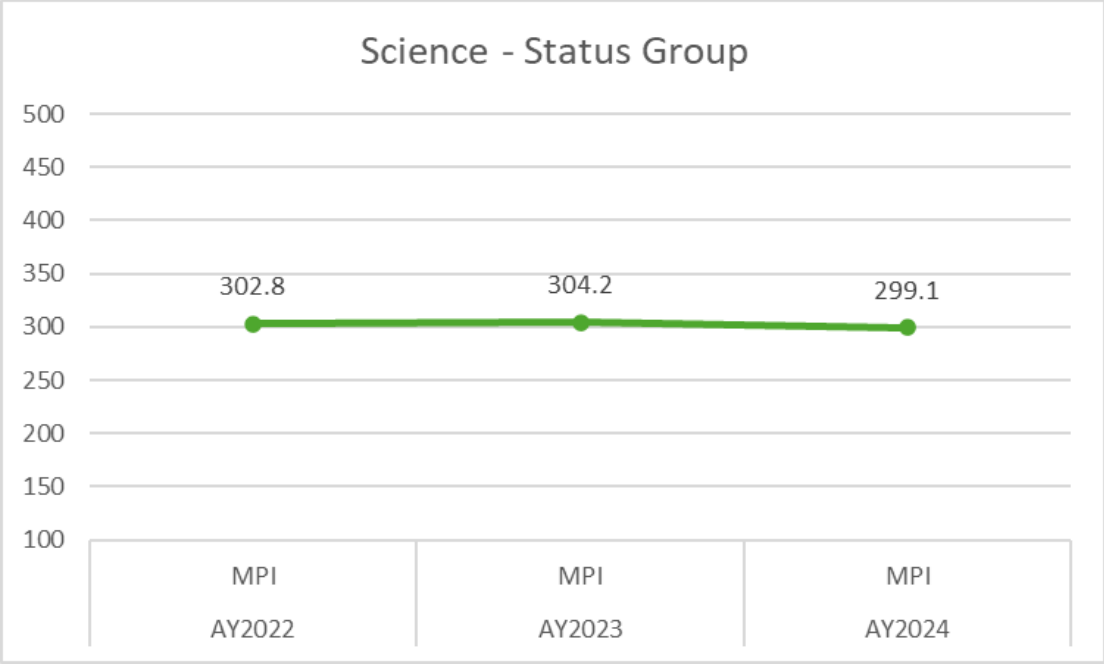
Status Targets – Student Group

Content Area	Floor 0 pts	Approaching 3 pts	On-Track 4.5 pts	Target 6 pts
ELA	100-271.8	271.9-352.8	352.9-371.8	371.9-500
Mathematics	100-265.6	265.7-335.6	335.7-365.6	365.7-500




Academic Achievement Status – Student Group

MAP Performance Index - MPI



Status Targets – Student Group

Content Area	Floor 0 pts	Approaching 1 pts	On-Track 1.5 pts	Target 2 pts
Science	100-278.9	279-343.9	344-371.9	372-500
Social Studies	100-278.9	279-346.9	347-378.9	379-500



Success-Ready Students



	Points Possible	Points Earned AY2022	Points Earned AY2023	Points Earned AY2024
CCR Assessments	10	5	5	5
Advanced Credit	10	7.5	5	5



Graduation Rate and Follow-Up

	Points Possible	Points Earned AY2022	Points Earned AY2023	Points Earned AY2024
Graduation Rate	20	10 4 Year Adjusted Cohort	10 5 Year Adjusted Cohort	10 7 Year Adjusted Cohort
Graduation Follow-Up	4	4	4	4



Continuous Improvement



Category	Points Possible	Points Earned AY2022	Points Earned AY2023	Points Earned AY2024
Improvement Plans	30	30	30	30
LEA Response to Standards	8	N/A	N/A	8
Climate and Culture Survey	4	4	4	4
KEA	4	4	4	0
ICAP	4	4	4	2
Attendance	4	0	0	0
CTE Expansion	2	N/A	N/A	2
Audit	2	2	2	0
Annual Secretary of the Board Report	2	2	2	2
Timely Submission of MOSIS/Core Data	2	0	2	2

Proportional Attendance Rates

- Proportional attendance is a student's average daily attendance, awarded points based on the scale below, and weighted by how long they've been enrolled

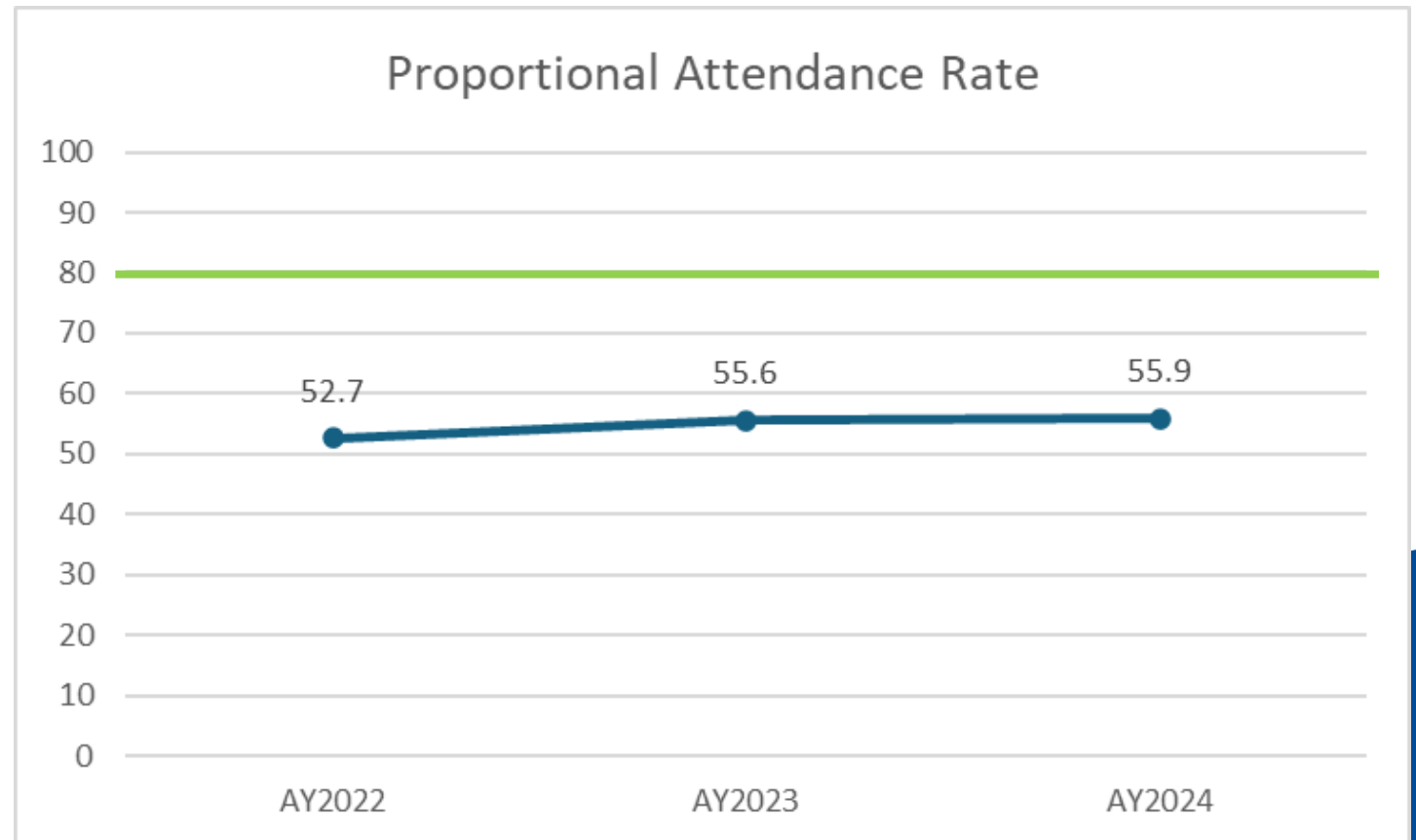
ADA Range	Points
90 – 100	1
87.5 - 89.9	0.5
85 – 87.49	0.25
Below 85	0



Proportional Attendance Rates

- DESE awards MSIP points to districts achieving *at least* an 80% proportional attendance rate

Attendance Rate	Points Earned
90.0% - 100%	4
85.0% - 89.9%	3
80.0% - 84.9%	2
0 – 79.9%	0



Other Accreditation Considerations

	AY2022	AY2023	AY2024
Does the LEA meet the minimum threshold for fund balances?	Yes	Yes	Yes
Is the superintendent appropriately certified?	Yes	Yes	Yes
Have all board members participated in required orientation and training?	Yes	Yes	Yes
Is LEA Compliant with Federal and State Law?	Yes	Yes	Yes





Questions?





Saturday Success Academy





Saturday Success Academy

The Saturday Success Academy offers critical interventions, tutoring, and support for high school students who need extra help to stay on track for graduation.

- **Academy Hours:** 9:00 am - 12:00 pm (Doors open at 8:45 am)
- **Dates for Session 1:** O(Session 1: October 26 - December 14 (No Saturday Academy on Nov 30); Session 2: January 25 - March 1; Session 3: March 29 - May 3)
- **Meals:** Breakfast and lunch are provided
- **Transportation:** If you requested transportation by October 29, bus details were emailed today. Bus tickets are also available on-site
- **Technology:** 50 iPads were provided to each site for students who may need access to technology during any particular session

Saturday Success Academy Advisory Model



- All Saturday Success Academy teachers will have a caseload of students assigned to them in SIS.
- Saturday Success Academy Staff are responsible for:
 - Attendance
 - Direct homework support for students
 - Collecting the Students Entry/Exit Tickets Each Session
 - Communicating weekly with building principals and teachers of record

Saturday Success Academy Staff And Stats



Metro High School

Site Leader: Dr. Sharad Hutchins

Grade	Enrolled	Attended
10th	1	1
11th	2	2
12th	6	6
Total	9	9



McKinley High School

Site Leader: Miriam Townsend

Grade	Enrolled	Attended
10th	2	2
11th	8	4
12th	21	16
Total	31	22



Soldan High School

Site Leader: Christopher McCloud

Grade	Enrolled	Attended
10th	1	1
11th	23	12
12th	23	12
Total	47	25





Questions?





Summer School



Summer School Update

2024-2025 Summer School Theme:
Camp SLPS: Choose Your Own Adventure!



Overview

- **Student Dates:** June 2, 2025 – June 27, 2025 (19 days)
- **Staff Dates:** May 28, 2025 – June 30, 2025 (23 days)
- **Schools:** (Sites TBD) 8 Elementary, 1 Middle School, 3 High Schools + Specialty Programs
- **Grades:** KG – 12th

Instructional Plan

P4 (Rising KG)	Kindergarten Here I Come!
KG – 8th	<ul style="list-style-type: none">• Academics: Personalized Learning Pathways<ul style="list-style-type: none">• Adaptive/Data-Driven Platforms: Freckle, MyOn, Success Maker, IXL, Nearpod, Schools PLP (MS only)• MTSS: Intervention & Enrichment• Social Emotional Learning: ReThinkEd• *Choose Your Own Camp SLPS Adventure:<ul style="list-style-type: none">• Examples: AstroInnovators, Junior Coders, How to be a Spy, Theatre, Movie Making, Aspiring Authors, PLTW, Basketball/Soccer/Baseball Clinic, Stop Motion Animation, Robotics, Z-Space, World Language, Cheerleading, Dance
Rising 9th	High School Here I Come! 9th Grade Success Academy (one week, hosted by home school site)
10th-12th	Credit Recovery & Accelerated Learning (original credit - virtual/in-person)

*All "Choose Your Own Adventure" Courses will have a literacy component including a: companion text, writing project, and technology integration.

Summer School: Planning Timeline



Nov 2024

- Finalize budget
- Identify key district stakeholders for planning & implementation
- Identify Camp SLPS overarching theme

Dec 2024

- Plan marketing campaign
- Finalize staffing allocations, salaries, and application process
- Send student interest survey on “Choose Your Own Adventure” topics

Jan 2025

- Finalize sites by January 15th
- Identify summer school site leaders
- Staff application launch target date January 20th

Feb - Mar 2025

- Instructional design team will plan and finalize all summer instructional content including all “Choose your own Adventure” units
- Staffing finalized and all staff notified of assignment by March 7th
- Summer learning registration opens March 10 (week of PTCs)



Summer School: Planning Timeline



Apr 2025

- Instructional supplies identified and ordered no later than April 4
- **Registration closes April 30**
- Site visits to identify classrooms and spaces
- Summer PD planning

May 2025

- Transportation notifications sent out no later than May 16
- Summer staff PD – May 28 & May 29
- Classroom prep May 30

June 2025

- Camp SLPS: Choose Your Own Adventure! June 2 – June 27 (no school on June 19)
- Two capstone activities aligned to Choose Your Adventure topics (dates will vary by school)
- June 23 – June 27: 9th Grade Success Academy
- Staff record keeping and close out June 30 (all report cards, portfolios, and data shared with families by COB June 30)





Questions?





Aviation Program Update



CTE Aviation @ Gateway STEM – Current Status

- The Aircraft Mechanics program has been a longstanding program at Gateway STEM.
- The FAA approved program trained students how to become general mechanics who primarily repair aircraft engines, landing gear, and brakes.
- In recent years, no aviation students obtained their FAA Certification in the Aircraft Mechanics program (the last certification was in 2018).
- Results of the bi-annual program review (all CTE programs participate in this process) in 2023 precipitated changes
- Low enrollment numbers
 - 21-22 0 students in all aviation courses
 - 22-23 10 students in all aviation courses
 - 23-24 12 students in all aviation courses (increase reflects piloting new drone program)



CTE Aviation @ Gateway STEM – New Direction

- To better meet the interests of our students, as well as industry needs based on MERIC (Missouri Economic Research and Information Center), we will surrender our FAA Certification and pivot to the Aviation Management pathway.
- In the Aviation Management pathway, students will be exposed to a variety of careers in the aviation industry, not just mechanics.
- They will all have the opportunity to earn their FAA Part 107 License (Small Unmanned Aircraft Systems) and log actual flight hours on the flight simulators if they choose that route.
- The drone pathway also includes a series of three dual credit courses through STLCC.
- Current Enrollment with new programming – 38 students (over 300% increase!)





Questions?





HBCU College Tour



Historically Black Colleges & Universities

46 Students Toured

Fisk University

Tennessee State University

Clark-Atlanta University

Morehouse College

Spelman College





HBCU Tour





Graduation Spring 2025



Graduation Dates & Locations



SCHOOL	VENUE	DATE	TIME
Gateway STEM	Chase Park Plaza	May 15, 2025	12:00 pm
Clyde Miller	HSSU	May 15, 2025	03:00 pm
Metro	HSSU	May 15, 2025	06:00 pm
Nottingham	@Nottingham	May 16, 2025	9:00 am
Sumner	HSSU	May 16, 2025	03:00 pm
Roosevelt	HSSU	May 16, 2025	06:00 pm
Central VPA (CVPA)	CVPA	May 17, 2025	9:00 am
Vashon	HSSU	May 17, 2025	12:00 pm
Soldan ISHS	HSSU	May 17, 2025	3:00 pm
Virtual Academy/High School Succes	HSSU	May 17, 2025	6:00 pm
Collegiate (CSMB)	The Sheldon	May 18, 2025	3:00 pm
McKinley	The Sheldon	May 18, 2025	6:00 pm





Questions?



Thank You